

Double-Acting Cylinders (RD Series)

Double-Acting, Hydraulic-Return — 10-500 Ton Capacity

High tonnage, with premium design and quality for high cycle life. Ideal for rapid or controlled return of piston such as pressing or fixturing applications.



Hoses, Fittings
& Gauges
Pages
74-80



Cylinder
Accessories
Page
158



Cylinder/Pump
Speed/Selection
Chart Page
178



Cylinder
Repair
Kits
Page 159



Technical Info
Page 174

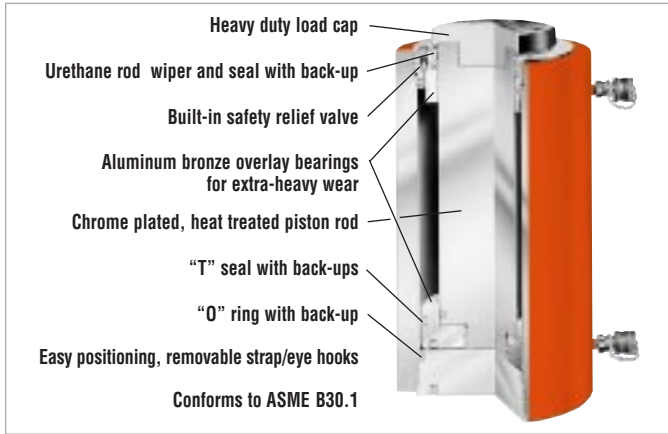


- “RD” series cylinders are perfect for bridge lifting, building reconstruction, shipyard, utility and mining equipment maintenance.
- Aluminum bronze overlay bearings provide long life, chrome plated piston rods resist corrosion.
- Comply fully with ASME B30.1 standard.
- Load cap snaps out to expose internal piston rod threads for pulling applications; threads withstand full tonnage.
- Grooved ring pattern in load cap helps guard against load slippage.
- Each cylinder has two 9796 3/8" NPTF female half couplers.
- Built-in safety relief valve prevents accidental over-pressurization of the retract circuit.
- Cylinder comes with base mounting holes and collar threads.


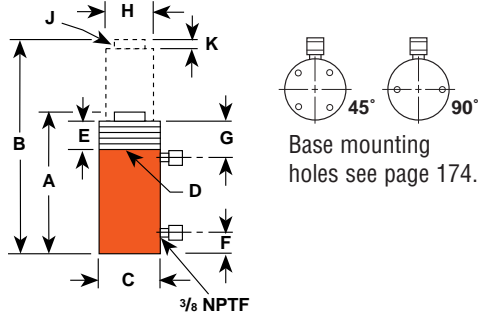
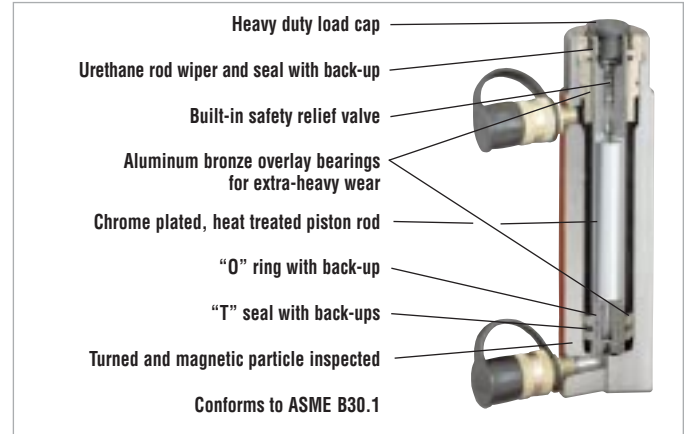


Four special order 500 ton, 24" stroke cylinders used in a swaging press for crimping 3 1/2" wire rope.

Features of RD300, RD400 and RD500 Series Cylinders



Features of RD10 thru RD200 Series Cylinders



ORDERING INFORMATION

See current price list for shipping weights

Cyl. Cap. (tons)	Stroke (in.)	Order No.	Oil Capacity (cu. in.)		A Re-tracted Height (in.)	B Ex-tended Height (in.)	C Outside Dia. (in.)	D Collar Thread Size (in.)	E Collar Thread Length (in.)	F Base to Port (in.)	G Cylinder Top to Port (in.)	H Piston Rod Dia. (in.)	J Piston Rod Int. Thread and Depth (in.)	K Piston Rod Pro-trusion (in.)	Load Cap Dia. (in.)	Bore Dia. (in.)	Cyl. Eff. Area (sq. in.)		Int. Press. at Cap.		Tons at 10,000 psi		Prod. Wt. (lbs.)	
			Push	Pull													Push	Pull	Push	Pull	Push	Pull		
10	4	RD106	13.9	5.5	11 ¹ / ₁₆	17 ¹ / ₁₆	3	2 ¹ / ₄ -12	1 ¹ / ₂	1	2 ¹ / ₂	1 ¹ / ₁₆	1-8 x 1	1/4	1 ¹ / ₁₆	2.23	0.88	8,943	9,055	11.2	4.4	22		
10	4	RD1010	22.3	8.8	15 ¹ / ₁₆	25 ¹ / ₁₆	3	2 ¹ / ₄ -12	1 ¹ / ₂	1	2 ¹ / ₂	1 ¹ / ₁₆	1-8 x 1	1/4	1 ¹ / ₁₆	2.23	0.88	8,943	9,055	11.2	4.4	28		
25	8	RD256	32.2	10.1	12 ³ / ₁₆	18 ³ / ₁₆	4	4-12	1 ¹ / ₂	1	2 ¹ / ₂	2 ¹ / ₁₆	1 ¹ / ₂ -16 x 1	3/8	2 ¹ / ₁₆	5.15	1.61	9,695	9,934	25.8	8.0	39.8		
25	8	RD2514	73.5	22.9	20 ³ / ₁₆	34 ³ / ₁₆	4	4-12	1 ¹ / ₂	1	2 ¹ / ₂	2 ¹ / ₁₆	1 ¹ / ₂ -16 x 1	3/8	2 ¹ / ₁₆	5.15	1.61	9,695	9,934	25.8	8.0	65		
55	28	RD556	69.0	35.2	12 ³ / ₁₆	19 ³ / ₁₆	5	5-12	1 ¹ / ₂	1 ¹ / ₁₆	2 ¹ / ₂	2 ¹ / ₁₆	1 ¹ / ₂ -8 x 1 ¹ / ₁₆	3/8	2 ¹ / ₁₆	11.04	5.63	9,959	9,941	55.2	28.2	61.4		
55	28	RD5513	144.9	73.9	19 ⁷ / ₁₆	32 ⁷ / ₁₆	5	5-12	1 ¹ / ₂	1 ¹ / ₁₆	2 ¹ / ₂	2 ¹ / ₁₆	1 ¹ / ₂ -8 x 1 ¹ / ₁₆	3/8	2 ¹ / ₁₆	11.04	5.63	9,959	9,941	55.2	28.2	90		
55	28	RD5518	200.0	102.0	25 ¹ / ₁₆	44	5	5-12	1 ¹ / ₂	1 ¹ / ₁₆	2 ¹ / ₂	2 ¹ / ₁₆	1 ¹ / ₂ -8 x 1 ¹ / ₁₆	3/8	2 ¹ / ₁₆	11.04	5.63	9,959	9,941	55.2	28.2	142		
80	44	RD8013	208.6	115.9	20 ³ / ₁₆	33 ³ / ₁₆	5 ¹ / ₂	5 ¹ / ₂ -12	1 ¹ / ₂	1 ¹ / ₂	2 ¹ / ₂	3	2-4 ¹ / ₂ x 1 ¹ / ₂	3/8	2 ¹ / ₁₆	15.90	8.84	10,060	9,954	79.5	44.2	118		
100	44	RD1006	136.7	58.5	13 ³ / ₁₆	20 ³ / ₁₆	6 ¹ / ₂	6 ¹ / ₂ -12	1 ¹ / ₂	1 ¹ / ₂	2 ¹ / ₂	3 ¹ / ₁₆	2 ¹ / ₂ -12 x 1 ¹ / ₂	3/8	3 ¹ / ₁₆	20.63	8.84	9,695	9,959	103.1	44.2	126		
100	44	RD10013	270.7	116.0	20 ⁷ / ₁₆	33 ⁷ / ₁₆	6 ¹ / ₂	6 ¹ / ₂ -12	1 ¹ / ₂	1 ¹ / ₂	2 ¹ / ₂	3 ¹ / ₁₆	2 ¹ / ₂ -12 x 1 ¹ / ₂	3/8	3 ¹ / ₁₆	20.63	8.84	9,695	9,959	103.1	44.2	181		
100	44	RD10020	415.2	178.0	28 ⁷ / ₁₆	48 ⁷ / ₁₆	6 ¹ / ₂	6 ¹ / ₂ -12	1 ¹ / ₂	1 ¹ / ₂	2 ¹ / ₂	3 ¹ / ₁₆	2 ¹ / ₂ -12 x 1 ¹ / ₂	3/8	3 ¹ / ₁₆	20.63	8.84	9,695	9,959	103.1	44.2	260		
150	73	RD1506	203.3	97.9	14 ³ / ₁₆	21 ³ / ₁₆	8 ¹ / ₄	8 ¹ / ₄ -12	1 ¹ / ₂	2	2 ¹ / ₂	4 ¹ / ₁₆	3 ¹ / ₄ -8 x 1 ¹ / ₂	1 ¹ / ₁₆	4 ¹ / ₁₆	30.68	14.78	9,779	9,880	153.4	73.8	188		
150	73	RD15013	402.7	193.9	21 ³ / ₁₆	34 ³ / ₁₆	8 ¹ / ₄	8 ¹ / ₄ -12	1 ¹ / ₂	2	2 ¹ / ₂	4 ¹ / ₁₆	3 ¹ / ₄ -8 x 1 ¹ / ₂	1 ¹ / ₁₆	4 ¹ / ₁₆	30.68	14.78	9,779	9,880	153.4	73.8	272		
150	73	RD15018	556.8	267.8	26 ³ / ₁₆	44 ³ / ₁₆	8 ¹ / ₄	8 ¹ / ₄ -12	1 ¹ / ₂	2	2 ¹ / ₂	4 ¹ / ₁₆	3 ¹ / ₄ -8 x 1 ¹ / ₂	3/8	4 ¹ / ₁₆	30.68	14.78	9,779	9,880	153.4	73.8	376		
200	113	RD2006	273.5	149.8	16	22 ³ / ₁₆	9 ¹ / ₂	9 ¹ / ₂ -12	1 ¹ / ₂	2 ¹ / ₂	2 ¹ / ₁₆	4 ¹ / ₁₆	3 ¹ / ₄ -8 x 2 ¹ / ₄	1 ¹ / ₁₆	4 ¹ / ₁₆	41.28	22.62	9,689	9,992	206.4	113.1	262		
200	113	RD20013	541.8	296.9	22 ³ / ₁₆	35 ³ / ₁₆	9 ¹ / ₂	9 ¹ / ₂ -12	1 ¹ / ₂	2 ¹ / ₂	2 ¹ / ₁₆	4 ¹ / ₁₆	3 ¹ / ₄ -8 x 2 ¹ / ₄	1 ¹ / ₁₆	4 ¹ / ₁₆	41.28	22.62	9,689	9,992	206.4	113.1	356		
NEW	200	113	18 ³ / ₁₆	RD20018	748.2	409.9	28 ³ / ₁₆	46 ³ / ₁₆	9 ¹ / ₂	9 ¹ / ₂ -12	1 ¹ / ₂	2 ¹ / ₂	2 ¹ / ₁₆	4 ¹ / ₁₆	3 ¹ / ₄ -8 x 2 ¹ / ₄	1 ¹ / ₁₆	4 ¹ / ₁₆	41.28	22.62	9,689	9,992	206.4	113.1	442
300	147	6	RD3006	361.0	177.0	17 ³ / ₁₆	23 ³ / ₁₆	10 ¹ / ₂	10 ¹ / ₂ -12	2 ¹ / ₂	3 ¹ / ₁₆	3 ¹ / ₁₆	6 ¹ / ₁₆	2 ¹ / ₂ -12 x 3 ¹ / ₄	1 ¹ / ₁₆	6 ¹ / ₁₆	60.13	29.45	9,978	10,000	300.7	147.3	380	
300	147	13	RD30013	782.0	383.0	24 ³ / ₁₆	37 ³ / ₁₆	10 ¹ / ₂	10 ¹ / ₂ -12	2 ¹ / ₂	3 ¹ / ₁₆	3 ¹ / ₁₆	6 ¹ / ₁₆	2 ¹ / ₂ -12 x 3 ¹ / ₄	1 ¹ / ₁₆	6 ¹ / ₁₆	60.13	29.45	9,978	10,000	300.7	147.3	654	
400	186	6	RD4006	471.0	247.0	19 ³ / ₁₆	25 ³ / ₁₆	12 ¹ / ₂	12 ¹ / ₂ -8	2 ¹ / ₂	3 ³ / ₁₆	3 ³ / ₁₆	7 ¹ / ₁₆	3-12 x 3 ¹ / ₄	1 ¹ / ₄	7 ¹ / ₁₆	10	78.54	37.26	10,185	10,000	392.7	186.3	585
400	186	13	RD40013	1021.0	536.0	26 ³ / ₁₆	39 ³ / ₁₆	12 ¹ / ₂	12 ¹ / ₂ -8	2 ¹ / ₂	3 ³ / ₁₆	3 ³ / ₁₆	7 ¹ / ₁₆	3-12 x 3 ¹ / ₄	1 ¹ / ₄	7 ¹ / ₁₆	10	78.54	37.26	10,185	10,000	392.7	186.3	770
500	245	6	RD5006	596.0	295.0	20 ³ / ₁₆	26 ³ / ₁₆	14 ¹ / ₂	14 ¹ / ₂ -8	3 ¹ / ₂	4 ³ / ₁₆	4 ³ / ₁₆	8	3 ¹ / ₂ -12 x 4 ¹ / ₄	1 ¹ / ₂	8 ¹ / ₁₆	11 ¹ / ₁₆	99.40	49.14	10,060	10,000	497.0	245.6	819
500	245	13	RD50013	1292.0	639.0	27 ³ / ₁₆	40 ³ / ₁₆	14 ¹ / ₂	14 ¹ / ₂ -8	3 ¹ / ₂	4 ³ / ₁₆	4 ³ / ₁₆	8	3 ¹ / ₂ -12 x 4 ¹ / ₄	1 ¹ / ₂	8 ¹ / ₁₆	11 ¹ / ₁₆	99.40	49.14	10,060	10,000	497.0	245.6	1092